

# YOUR SPEED

SafePace®

Radar Speed Signs







**With thousands of solutions installed across the world,  
we're helping save lives every day.**





Since 2004, Traffic Logix® has been providing traffic calming solutions for city streets, HOA roads, corporate and school campuses, and military bases worldwide.

Our dynamic line of products has evolved to include a complete line of radar speed signs as well as an array of modular rubber solutions.



## It's all about you.

Traffic Logix® has been recognized and commended by cities across the country for our dedication to customer satisfaction. We help you determine what solution you need to calm traffic on your roads, and we're there with you every step of the way.

Traffic Logix® is headquartered in Spring Valley, NY with satellites in Canada, Europe, & Mexico.

---

"The Traffic Logix® products are easy to install and effective in slowing traffic. Your customer service was one of the best I've ever encountered."

- Melissa Evans, Traffic Operations Coordinator, Greenwich, CT

---

"They [Traffic Logix®] helped us choose which solution was best for our streets. They also kept us posted on product delivery and even offered to help with installation. Their customer service was really excellent."

-Manuel Benavides, Engineering Technician, Traffic Safety Division, Laredo, TX

---

## SafePace® Series of Radar Speed Signs



**SafePace® 100**  
Affordable Radar  
Speed Sign

The entry level radar sign that fits your budget.

Page 5



**SafePace® 450**  
Lightweight  
Speed™ Sign

“YOUR SPEED” radar sign with full size digits, available in compact or regular size.

Page 9



**SafePace® 500**  
Variable Speed  
Limit Sign

The flexibility to display speed limits based on work or school zone scheduling.

Page 10



**SafePace® 600**  
Dynamic  
Message Sign

Variable messages with vehicle speed display.

Page 11



**SafePace® 700**  
XL Digit  
Dynamic  
Message Sign

Variable messages with speed display in extra large 18” digits.

Page 12



**SafePace® 800**  
Message Board &  
Speed Display Sign

Full matrix message board and radar speed sign with vertical & landscape display.

Page 13



**SafePace® Cruiser LT™**  
Radar Sign Trailer

Lightweight economical radar sign trailer.

Page 17



**SafePace® Cruiser™**  
Radar Sign Trailer

Full size folding radar sign trailer.

Page 19



**SafePace® Beacon**  
System

Standalone beacon units in the color & configuration of your choice.

Page 21



**SafePace® School**  
Zone System

Complete system includes beacons, speed limit sign, and radar sign of your choice.

Page 23



**SafePace® Portable**  
Sign Dolly

For quick deployment of the SafePace 100 speed sign.

Page 24



Radar speed signs have been shown to slow drivers an average of 10%, usually for several miles. By using the Traffic Logix® SafePace radar sign series, you can change the way that motorists drive on your streets.

## General Features:



### User Friendly:

Easy to use management software lets you set sign parameters, download traffic data, & generate statistical reports.



### Quick, Simple Downloads:

Bluetooth and WiFi compatible for quick and easy sign management and data downloads.



### Low Power Consumption:

SafePace® signs are environmentally friendly including the most power-efficient radar technology available.



### Highly Visible Display:

Even in poor lighting conditions, signs are easy to see with a unique light enhancing, anti-glare lens system and automatic ambient light adjustment.



### Stealth Mode:

Collect baseline traffic data while speed display appears blank to motorists.



### Theft Prevention:

A durable aluminum protective cover and individual optical lenses shield each LED to deter and reduce the risk of theft or vandalism.



### Speed Violator Strobe:

Integrated flashing violator strobe alerts speeding drivers of their speed, encouraging them to slow down.



### Collect Data for Analysis:

Optional data collection with a robust reporting module to generate a variety of statistical reports.



### Radar Accuracy:

Unlike most radar signs that transfer data from the radar unit, the SafePace® radar units capture and process traffic data internally for precise accuracy.



### Durable and Long-Lasting:

SafePace® signs are made to last for years of continuous use.



# SafePace® 100 Affordable Radar Speed Sign

**An affordable radar sign to slow vehicle traffic in your community or corporate campus.**

This compact radar speed sign offers exceptional visibility and power efficiency in a lightweight, portable solution.

Ideal for:

- Private communities
- Industrial areas
- Corporate campuses
- Construction zones
- Shopping centers
- Residential neighborhoods
- School zones

## Features: \*



**Affordable:** With a remarkably low price tag, the SafePace 100 entry level sign is our most economical sign solution.



**Portable:** At just around 20 lbs, this lightweight sign is easy to transport and can be deployed in minutes.



**Energy Efficient:** The sign can function up to four weeks autonomously with optional battery power.



**Compact:** With 11" digits and a lightweight design, the SafePace 100 sign is perfect for low-cost traffic calming and can be used at multiple locations with optional universal mounting brackets or speed trailers.



**One year Warranty**

\*see our list of general SafePace radar sign features on page 4.



## Options:



- ▶ **Data Collection:** Built-in data engine collects traffic statistics including vehicle speed and count, allowing you to create valuable reports for analysis.



- ▶ **Universal Mounting Bracket:** Optional bracket makes mounting quick and easy, allowing you to use one sign at multiple locations. Bracket locks and unlocks with the turn of a key.



- ▶ **Battery Power:** Lithium ion batteries offer extended operation with choice of 9.6V, 10Ah battery for up to two week performance or 12.8V, 15Ah battery for up to four week performance before recharge under normal operating conditions.



- ▶ **Solar Power:** Complete solar power system available.



- ▶ **SafePace Cruiser LT Trailer:** The Cruiser LT speed trailer allows you to display your speed sign at multiple locations.



- ▶ **Sign Dolly:** Versatile sign dolly allows you to roll the sign onto the road surface as needed. Ideal for school zone crossings, temporary work zones, or factory sites.



- ▶ **Sign Hitch:** The hitch option allows you to mount the sign onto the trunk of a vehicle, so you can use your radar sign on a temporary basis. The hitch is ideal for hazard zones or special events and can also be used in any other short term setting where safety is a concern.



- ▶ **Orange sign face:** The special order orange sign face meets work zone guidelines.

## Specifications:

### Dimensions:

- a. Sign size with full "Your Speed" sign plate:  
23.0" (w) x 29.0" (h)
- b. Sign size with foldable "Your Speed" sign plate:  
21.5" (w) x 30.3" (h)
- c. Digit height: 11.0"
- d. Sign depth: 3.0"

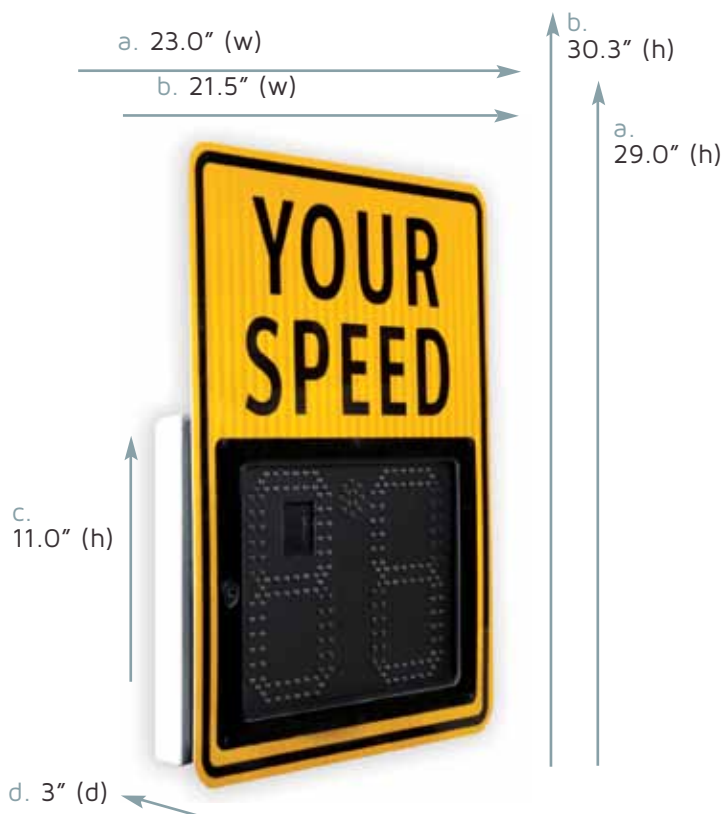
Sign weight: 21.0 lbs with AC Power

Protective aluminum casing thickness: 0.25"

Range: Up to 300-400 ft

Power supply: AC Power (standard),  
Battery or Solar Power Optional

Operating temperature: -40°F to 185°F





# SafePace® 450-800 Large Digit Speed Display Signs

From local streets to busy roadways, the intuitively-designed SafePace® radar signs help you slow cars down wherever speeding

SafePace® 450



SafePace® 500



SafePace® 600



SafePace® 700



SafePace® 800



## Features: \* (for SafePace®450-800)



### Easy to Read:

MUTCD compliant with static or LED message display and highly visible LED digits displaying vehicle speed.



### Intuitive Sign Programming:

User friendly interface allows you to set sign parameters, download or import traffic statistics, and create useful reports.



Two year warranty



### Quick and Easy Sign Management:

Bluetooth and WiFi compatible.



### Sign Scheduling:

Complete 24/7, 365 day scheduling with unlimited holiday exception days.



### Statistical Reports:

Robust reporting module generates standardized reports for traffic analysis while including custom reporting options for more advanced users.

\*see our list of general SafePace radar sign features on page 4.



## Options: (for SafePace® 450-800)



- **Solar Power:**  
Complete solar power system available.



- **Data Collection:**  
The SafePace® Pro Software offers data collection and analysis, standard reports, custom reports and charts for advanced traffic analysis.



- **Integrated School Zone Beacon**  
Alerts drivers as they approach school zones.



- **SafePace Cruiser & Cruiser LT Trailers:**  
For portable usage.

## Specifications: (for SafePace® 450-800)

Sign size: 42.5" (h) x 31" (w) x 5.0" (d)  
Range: Up to 1,200 ft

Protective aluminum casing  
Protective sign face: 0.19"

Power supply: AC Power (standard),  
Battery or Solar Power Optional  
Operating temperature: -40°F to 185°F

### SafePace 450-600 Dimensions\*

\*SafePace 450 also available in compact version. See pg 9.



Digit size: 15.0" (h) x 8.0" (w) 224 LEDs  
Sign weight (unit without batteries): 53 lbs

### SafePace 700-800 Dimensions



Digit size: 18.0" (h) x 8.0" (w) 768 LEDs  
Sign weight (unit without batteries): 55 lbs



# SafePace® 450-500 Static Message Signs

## SafePace® 450 Radar Speed Sign

"RADAR SPEED SIGNS  
HAVE SHOWN A DRAMATIC  
REDUCTION IN THE SPEED  
OF VEHICLES TRAVELING IN  
EXCESS OF THE SPEED LIMIT."

-STATIONARY RADAR SIGN PROGRAM REPORT, BELEVUE, WA



Compact Sign Version  
28" Height  
15" Digits



Full Size Version  
40" Height  
15" Digits



Available in full size or compact versions, the SafePace 450 "YOUR SPEED" sign offers large 15" digits in a lightweight solution with advanced technology and a full range of functionality.

Ideal for:

- Residential roads
- Law enforcement
- Universities

- Toll Plazas
- Highways
- Corporate campuses
- Private communities

### SafePace 450 Added Features\*:



**Thin Profile with Full Impact:** Both the 28" and 40" sign faces boast large 15" digits and a thin profile, weighing in at just around 20 lbs.



**Portable:** Optional mounting brackets allow you to use one sign at multiple locations for optimal portability.

\*see our list of general SafePace radar sign features on page 4.



## SafePace® 500 Variable Speed Limit Sign



The SafePace 500 adjustable speed limit sign offers the flexibility to display speed limits based on work or school zone scheduling.

Ideal for:

- School zones
- Work zones

"STREETS WHERE RADAR SIGNS WERE INSTALLED CONTINUED TO EXPERIENCE SPEED REDUCTIONS MONTHS AFTER THE SIGNS WERE INSTALLED."

-TEXAS TRANSPORTATION INSTITUTE, TEXAS A&M UNIVERSITY



# SafePace® 600-700 Dynamic Message Signs

## SafePace® 600 Dynamic Messaging Radar Speed Sign

### SafePace® 600-700 Display Examples



The Traffic Logix® SafePace® 600 and 700 signs offer the versatility to customize messages displayed based on scheduling and/or driver behavior.

Whether you want to simply alert drivers of their speed, warn them to slow down, or notify them with a text or animated graphic, the SafePace® dynamic message signs let you customize your message to suit your traffic calming needs.

- Ideal for:
- Residential roads
  - Work zones
  - Corporate campuses
  - Law enforcement
  - Toll plazas
  - Private communities
  - Highways

### SafePace 600-700 Added Features\*:



**Interactive Display:** Message displayed can be determined by driver speed.



**Customizable Display:** Allows for two lines of text, graphics, or animations such as moving arrows.

\*See our list of general SafePace radar sign features on pg. 4. See full size SafePace sign features on pgs. 7-8



## SafePace® 700 Dynamic Messaging Radar Speed Sign



"THEY [RADAR SPEED SIGNS] HAVE PROVEN TO BE CONSISTENTLY EFFECTIVE AT GETTING DRIVERS TO SLOW DOWN- REDUCING SPEED BY ABOUT 10%, AN EFFECT THAT LASTS FOR SEVERAL MILES DOWN THE ROAD."

-HARNESSING THE POWER OF FEEDBACK LOOPS, WIRED MAGAZINE

The Traffic Logix® SafePace® 700 boasts extra large 18" digits for improved visibility and higher speed applications.

### SafePace 700 Added Feature\*:



**Extra Large Digits:** Extra large 18" digits improve visibility for approaching vehicles.

\*See our list of general SafePace radar sign features on pg. 4. See full size SafePace sign features on pgs. 7-8

# SafePace® 800 Full Matrix LED Sign

## SafePace® 800 Rotating Speed Display Sign and Message Board

**The Traffic Logix® SafePace® 800 offers unparalleled versatility with a full matrix rotating sign face that can be used as a radar sign, a message board, or both.**

Whether you want to alert drivers of their speeds with driver responsive messaging or notify them about an event, construction zone, or dangerous road conditions, the SafePace® 800 offers the solution you need. Use it horizontally or vertically, as a speed sign or message board, and display up to four rotating messages at any given time.

- Ideal for:
- Residential roads
  - Law enforcement
  - Work zones
  - Toll plazas
  - Highways
  - Corporate campuses
  - Private communities

### SafePace 800 Alternate Display Examples



### SafePace 800 Added Features\*:



**Full Matrix Sign:** The full matrix layout allows the sign to display driver speeds, customized messages, or both.



**Interactive Display:** Message displayed can be determined by driver speed.



**Rotating Feature:** The rotating feature lets you display the SafePace 800 sign vertically or horizontally for ultimate flexibility.









**Extra Large Digits:** Extra large 18" digits improve visibility for approaching vehicles.

\*See our list of general SafePace radar sign features on pg. 4. See full size SafePace sign features on pgs. 7-8



## SafePace® Comparison Chart:

						
	SafePace 100	SafePace 450	SafePace 500	SafePace 600	SafePace 700	SafePace 800
Digit Size	11"	15"	15"	15"	18"	18"
Static Message	✓	✓	✓			
Custom Messages				✓	✓	✓
Optional Data Collection & Standard Reports	✓	✓	✓	✓	✓	✓
Custom Reports		✓	✓	✓	✓	✓
Optional Solar or Battery Power	✓	✓	✓	✓	✓	✓
Compatible with Trailer	✓	✓	✓	✓	✓	✓
Compatible with Dolly	✓					
Compatible with Hitch	✓					
24/7, 365 day Scheduling		✓	✓	✓	✓	✓
Sign Warranty	1 year	2 years	2 years	2 years	2 years	2 years
10 Year LED Warranty		✓	✓	✓	✓	✓

# SafePace® Software

The SafePace® sign series includes two easy to use software packages:

- SafePace® 100 Management Software  
(for use with the SafePace® 100 radar sign)
- SafePace® Pro  
(for use with the SafePace® 400- 800 radar signs)



## Management & Programming

When using either software package, you will be able to set sign parameters, such as:

- Speed display range
- Digit and strobe flashing threshold speeds
- Detection range
- Operation mode

Settings can either be saved to files and given to other technicians, or used to program other SafePace® signs of similar model.

The SafePace® Pro software offers some additional advanced features that allow you to:

- Program radar sign schedules
- Program school zone beacon schedules (when this option is purchased)
- Adjust digit and strobe flashing frequencies
- View real-time readings
- View sign location(s) via integrated mapping tool
- Customize messages, graphics and animations to correlate to driver behaviors, road conditions, and notable events (available only with the SafePace 600-800 signs).



### System Requirements:

- Windows XP, Windows Vista or Windows 7
- 1024 x 600 display
- USB Serial cable adapter or Bluetooth (SafePace® 100)  
WiFi or Bluetooth adapter (SafePace 450-800)
- 14 MB disk space (SafePace® 100)
- 15 MB disk space (SafePace® 450-800)



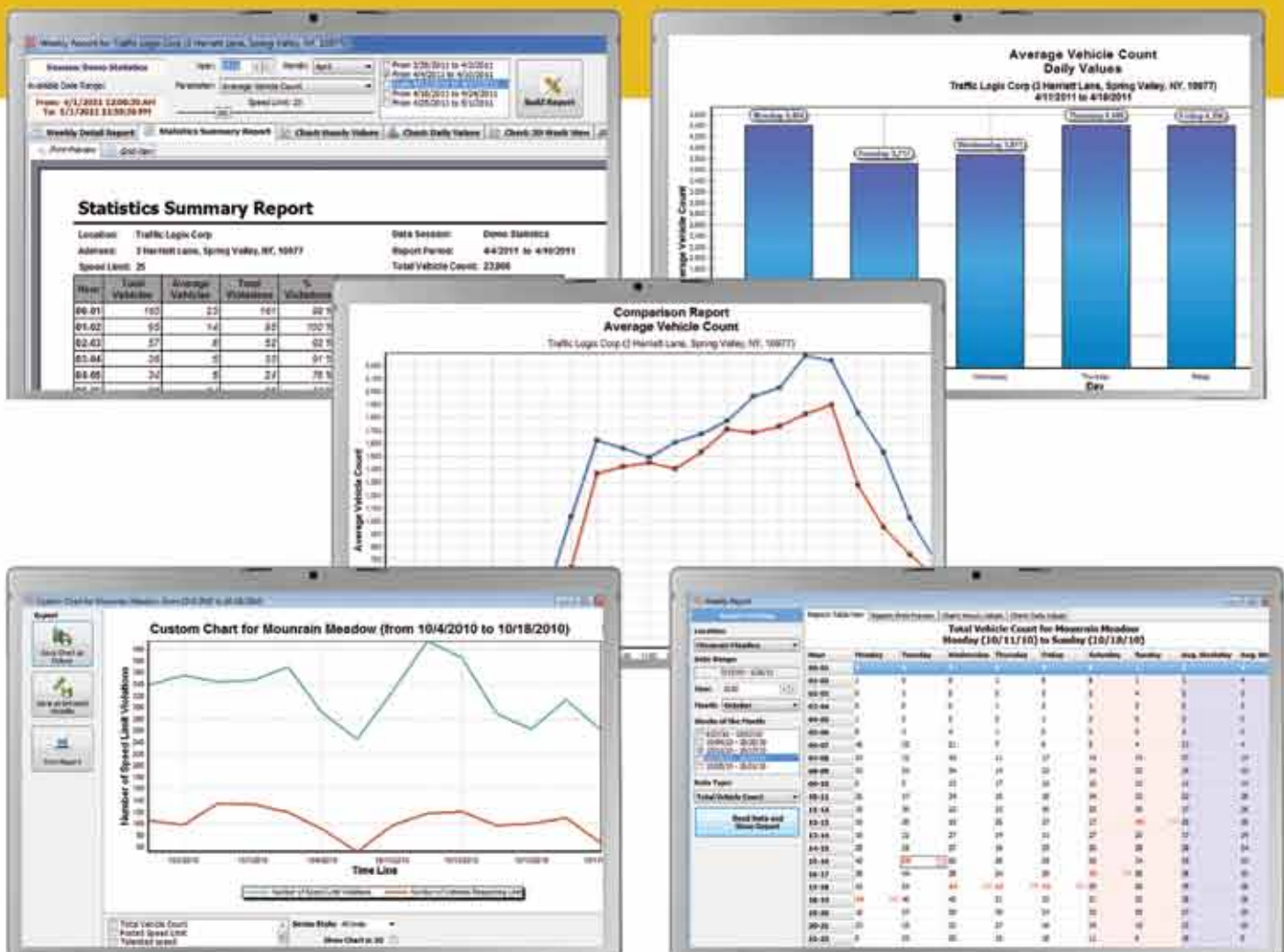
# Data Collection and Reporting

## "Traffic Statistics at Your Fingertips"

Both software packages include an optional Data Collection feature offering extensive and highly precise traffic information. Utilizing the most accurate doppler radar technology available in the market today, traffic data is stored and collected for later analysis:

- Total and average vehicle counts
- Minimum and maximum speeds
- Average and 85<sup>th</sup> percentile speeds
- Total percentage of speed violations

Collected data can be retrieved and downloaded from the sign and viewed in hourly, daily and weekly increments. Summary reports, weekly reports and period comparison reports are but just a few of the reports and charts available. All reports can be printed directly or exported in a variety of formats to suit your needs. SafePace® Pro offers advanced statics and reporting which allows you to further customize reports and charts to view more granular traffic data.





# SafePace® Cruiser LT Radar Sign Trailer

Lightweight, economical radar trailer with all the features you need for portable speed control.

Ideal for:

- Residential roads
- Law enforcement
- School zones
- Hazard zones
- Special Events
- Short term work zones

The SafePace Cruiser LT can be deployed or transported in a matter of minutes with a simple lever that raises and lowers the sign face.

The sign can be rotated to face oncoming traffic, eliminating the need for precise trailer parking. Rotation also offers wind protection during travel.



## Features:



### Integrates with SafePace sign of your choice:

Compatible with all SafePace sign models (slightly different version for SafePace 100 sign).



### Quick & Easy Deployment:

Less than 3 minute deployment by single operator for quick & easy setup at multiple locations.



### Portable:

Sign face can be lowered and rotated for simple towing and transporting.



### Built to last:

Square tubing sign frame for extra strength.



### Rust-Proof:

Polyester powder coat finish for rust-proof protection.



2 year warranty.



**Allows for Rotating Sign Display:** The SafePace Cruiser LT can display the SafePace 800 sign either vertically or horizontally.



**Intuitive Design:** Simple crank system makes the trailer easy to deploy, tow, and transport.



### Interchangeable speed limit numbers:

Included speed limit sign has interchangeable numbers for quick speed limit adjustments.



**Cost Effective:** Enables you to use one sign at multiple locations with limited maintenance for years of continuous use.



### Cushioned Ride:

Torflex axle for cushioned soft ride.

## Options:



- **Solar Power:**  
Complete and compact solar power system available.



- **Battery Power:**  
Additional battery available for extended autonomous use.



- **Spare Tire:**  
For added security



- **Theft Prevention:**  
Wheel locking mechanism prevents theft and vandalism.

## Specifications:

Overall Width: 51"  
Overall Length: 92"  
Height in Deployed Position: 118"  
Travel Height, Down Position: 77"  
Transport Height: 32"  
Gross Trailer Weight: 425 lbs  
Tire Size: 12"  
Trailer Lights: Sealed Beam





# SafePace® Cruiser Radar Sign Trailer



**Sturdy, folding trailer for displaying your SafePace® series radar signs at multiple locations.**

Ideal for:

- Residential roads
- Law enforcement
- School zones
- Hazard zones
- Special Events
- Short term work zones

## Features:



### **Integrates with full size SafePace signs:**

Compatible with the SafePace 450, 500, 600, 700, and 800 display signs.



### **Quick & Easy Deployment:**

Less than 5 minute deployment by single operator for quick & easy setup at multiple locations.



### **Portable:**

Low profile design makes it easy to tow and transport.



### **Theft Prevention:**

Fully retractable tongue, stabilizing jacks with removable handles, & wheel locking mechanism prevent theft and vandalism.



### **Rust-Proof:**

Polyester powder coat finish for rust-proof protection.



2 year warranty.



**Sturdy Design:** Full size 700 lb. sign trailer provides sturdy traffic enforcement, while folding down for quick and easy transporting.



### **Customizable:**

Choice of speed plate numbers and color backgrounds.



**Versatile:** Enables you to use one sign at multiple locations with limited maintenance for years of continuous use.



### **Cushioned Ride:**

Torflex axle for cushioned soft ride.



### **Built to last:**

Square tubing sign frame for extra strength.

## Options:



### Solar Power:

Complete and compact solar power system available.



### Battery Power:

Up to 3 additional batteries for extended autonomous use.



### Spare Tire:

For added security

The trailer can be set up in a matter of minutes and deployed for days, weeks or even months at a time.

Its sleek design allows for smooth towing on even the smallest of vehicles.

## Specifications:

Overall Width: 51"

Overall Length: 110"

Frame Size: 18"(W) x 36"(H)

Height in Deployed Position: 95"

Length with Tongue Extended: 115"

Travel Height, Down Position: 41"

Transport Height: 32"

Gross Trailer Weight: 700 lbs

Tire Size: 12"

Trailer Lights: Sealed Beam





# SafePace® Beacon System

The SafePace® Beacon System is a standalone flashing beacon system that provides a visual alert of changed driving conditions. The beacons can be mounted with the sign of your choice in a variety of configurations and colors.

Ideal for:

- School zones
- Construction
- Dangerous
- Pedestrian crossings
- Park entrances
- curves

"REDUCTIONS OF AT LEAST 4 PERCENT FOR ANGLE CRASHES .... CAN BE EXPECTED WITH THE INSTALLATION OF FLASHING BEACONS."

-FHWA STUDY OF THE EFFECTS OF FLASHING BEACONS



## Features:



### Master/slave relationship:

Set-up, manage, and operate multiple beacon systems from one unit.



### User friendly software interface:

Easy to use management software allows you to set beacon schedules and exceptions.



### Fully Integrated:

No additional software or power source required to operate beacon system.



### Beacon wattage and color:

Available in 10 or 20 watts and a choice of yellow or red lights.



**Cost effective:** Solar powered system requires no costly wiring and works on renewable energy.



**Customizable:** Beacons can be programmed to only flash during specific hours such as when school time speed limits are in effect.




**Multiple configurations:** Beacons are available with various placement options including above and below the sign or to the right and left of it.



2 year warranty.

## Options:




► **Choice of Colors:**  
Choice of yellow (amber) or red LEDs lets you choose the color that best meets your safety needs.



► **Beacon Wattage:**  
Choose from 10W or 20W beacons for your desired size and brightness.

## Installation Options



## Specifications:

10W System: 15.32"L x 11.95"W x 6.75"h

20W System: 15.32"L x 24.25"W x 6.61"h

Size: 12" or 8"

LED Color: Yellow (Amber) or Red

Power Options: 12VDC Solar or AC Power

Operating Temperature:  
5°F to 122°F Standard  
-40°F to 185°F Optional





# SafePace® School Zone System

The SafePace® school zone system integrates with the full size SafePace® 450-800 radar speed signs. Protect children by reducing the speed of passing cars and decrease the likelihood of vehicle accidents.

"IN THE VICINITY OF SCHOOLS WHERE RADAR SPEED SIGNS WERE INSTALLED, DRIVERS SLOWED AN AVERAGE OF 14%."

-CASE STUDY, GARDEN GROVE, CA



## SafePace® School Zone System Added Features\*:



### Speed limit sign:

Regulatory white sign indicates what the speed limit is when lights are flashing.



### SafePace Speed Display Sign:

The SafePace School Zone System can be used with the SafePace radar sign of your choice.

\*The flashing beacons included in the school zone system include all the features of the SafePace beacons on page 21.

## Specifications:

Flash Pattern: MUTCD compliant alternating pattern

Programming/control: 24/7, 365 day scheduling including holidays and exception days

LED Signal Head: ITE VTC SH LED circular signal

Beacon Size: 12.0" or 8.0" diameter

Color: Yellow (Amber), Red

Operating temperature: -40°F to 165°F

Power management: 12 VDC / 5 Watt

Power source: Powered directly from radar sign





# SafePace® Sign Dolly

The SafePace® sign dolly offers a compact mounting solution for your SafePace® 100 sign that is easy to transport and lock for use in multiple locations.

Ideal for:

- Industrial Facilities
- School Zones
- Loading Docks
- Work Zones



## Features:



**Portable:** Control traffic in multiple locations by parking and locking the SafePace dolly wherever you need it.



**Compatible with the SafePace 100 sign:** Use with the SafePace 100 sign, which can display speeds as low as 3 mph



**Universal Mounting Bracket:** Install and remove radar sign with the simple turn of a key



**Speed Limit Sign:** Available with adjustable speed limit sign to remind drivers of the speed they should be driving at



**Solar Panel Option:** Available with optional solar power for improved energy efficiency



**One year warranty**

## Specifications:

Height: 62"  
Width: 29.5"  
Depth: 35.5"  
Weight: 63 lbs

Heavy duty 15" wheels  
Powder coated black steel tube frame



# Rubber Traffic Calming Solutions

## Speed Humps:



Traditional traffic calming device, parabolic in shape, used to reduce speeds on residential roads.

## Speed Cushions:



Series of small humps that slow cars while allowing emergency vehicles to pass.

## Rubber Curbing:



Flexible curbing units that can be used to create traffic circles and roundabouts.

The Traffic Logix® rubber solutions are:

- Made of recycled rubber ♻️
- Molded with highly visible highway tape
- Durable and long-lasting
- Connected with a patented interlocking feature (Modular products only)

**Traffic Logix® is not just about radar speed signs. Our complete line of rubber solutions can further help you enforce safer, calmer streets.**

## Speed Tables:



Flat topped traffic calming device used to slow cars more gradually than speed humps.

## CycleLane:



Bike lane curbing with a unique sloped profile to protect bicyclists.

**"SPEED HUMPS WERE ASSOCIATED WITH A 53-60% REDUCTION IN THE ODDS OF INJURY OR DEATH AMONG CHILDREN STRUCK BY AN AUTOMOBILE IN THEIR OWN NEIGHBORHOODS."**

-AMERICAN JOURNAL OF PUBLIC HEALTH

# Trafficlogix.com Highlights



Visit the Traffic Logix® website for some unique tools to assist you in keeping your streets safe.

**The software/download page** offers customers the latest software application and manuals for use with your SafePace radar signs.

**The funding page** offers guidance in accessing grants to fund your traffic calming program.

**Our “design your own solution” tool** allows you to customize a solution based on your street width, desired product, and taper style. You can then save your design or send it to us for a quote.

**The Guide to Developing a Traffic Calming Program** offers valuable assistance in formulating and implementing a traffic calming program in your city.

**The traffic calming section** offers traffic related statistics and background information on the history and evolution of traffic calming.

**The media section** includes press releases related to Traffic Logix products and copies of our monthly newsletter.



Visit us on twitter  
@trafficlogix



See our blog at  
trafficalmingblog.blogspot.com

“All I had to do was hook up a couple wires to connect the solar panel and it fired right up. The [Traffic Logix® radar speed] sign is really quite easy to use.

-Andy Dinges, Traffic Engineer III, Huntsville, AL





**MEGA-TECH**  
(800) 700-7937

*Visit us on the web at:* [www.mega-tech.com](http://www.mega-tech.com)

7116 67 Street NW  
Edmonton, AB  
T6B 3A6  
ph: (780) 438-9330

#1, 43877 Progress Way  
Chilliwack, BC  
V2R 0E6  
ph: (604) 701-6342

1582 Rue Jean Lachaine  
Sainte-Catherine, QC  
J5C 1C2  
ph: (450) 845-4123

***email:*** [sales@mega-tech.com](mailto:sales@mega-tech.com)